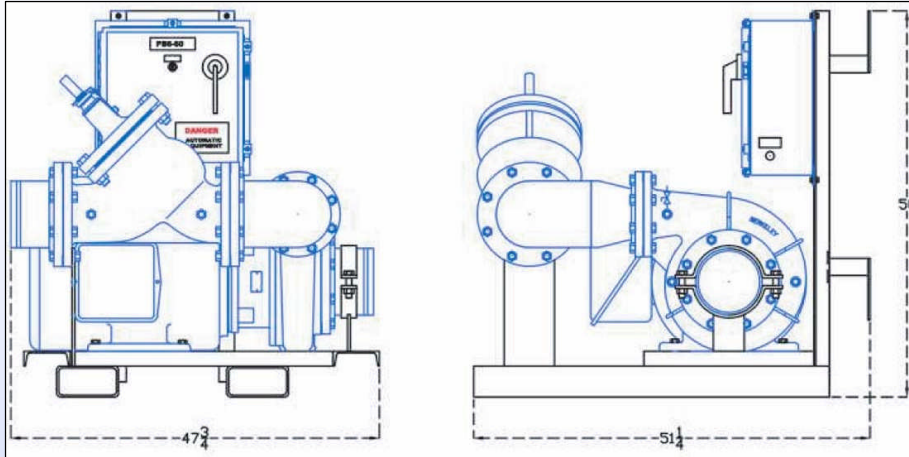




Fact Sheet BSS-I1250 60hp Rental Pump



Equipment Description

All Pumps are skid mounted and fully packaged as standard. All units are shipped complete with a NEMA 4x purgable starter panel for easy single point connection. The unit is designed to be off-loaded with a forklift or crane. Like all of Blue-Stream Service's temporary equipment, reliability and ease of use are at the forefront of our design philosophy.

Mechanical Connections

Inlet (Suction)	1 – 8" Diameter Victaulic
Outlet (Discharge)	1 – 8" Diameter Victaulic

Physical Data

Model	VTECP-I1250 60 H.P.
Base	4' x 8'
Max. Width	4'
Max. Height	4'
Design Flow Range	500 - 2000 GPM
Operating Weight	1,975 lbs.

For more information, please contact Blue-Stream Services 24/7/365 at **866.939.2583**.

Electrical

Breaker Size	150 amps
Total HP/F.L. Amps	60/91
Phase/Hz/Volts	3/60/460
Enclosure	TEFC
Speed	1800 RPM
Insulation	F / 1.15

Materials/Construction

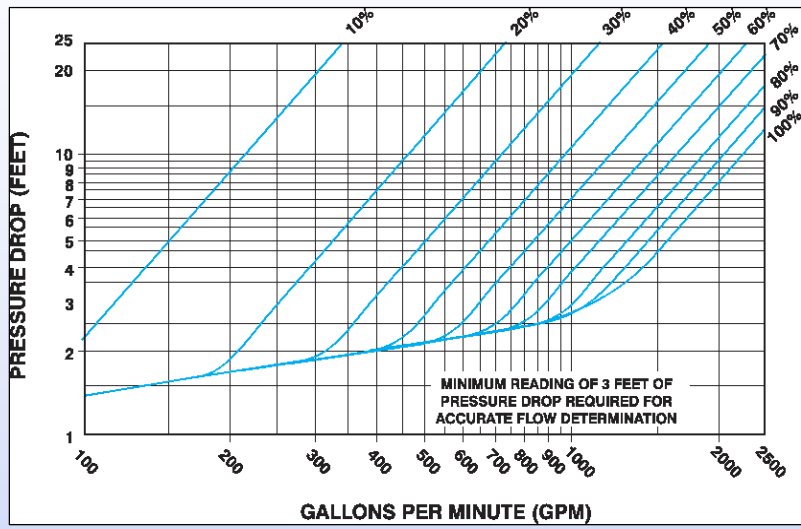
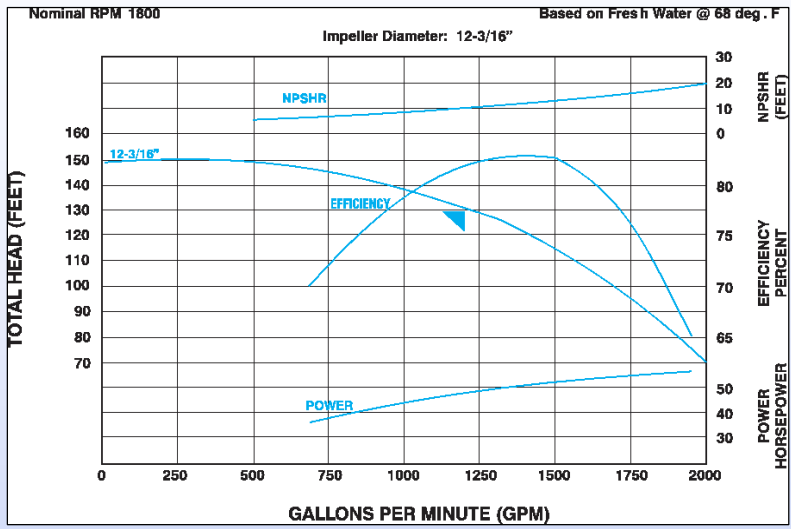
Coupling Guard	Steel
Casing Wear Ring	Bronze
Casing	Cast Iron
Shaft	SAE
Impeller	Bronze
Lubrication	Grease
Bearings	6207 Radial / 5306 Coupling
Coupling	Dodge Paraflex

Blue-Stream Services, LLC
New Iberia, LA (HQ) - Baton Rouge, LA - Houston, TX
Orlando, FL - Atlanta, GA
866.939.2583

www.bluestreamservices.com
24/7/365 Response ... 866.939.BLUE



Fact Sheet BSS-I1250 60hp Rental Pump



<u>Flow - GPM</u>	<u>Speed - RPM</u>	<u>FT/Head</u>	<u>Pump Efficiency (%)</u>	<u>BHP</u>	<u>NPSHr/FT</u>
-------------------	--------------------	----------------	----------------------------	------------	-----------------

1500	1780	115	74	52	12
1250	1780	130	78	48	10
1000	1780	138	80	43	9
750	1780	145	82	38	8

Blue-Stream Services, LLC
 New Iberia, LA (HQ) - Baton Rouge, LA - Houston, TX
 Orlando, FL - Atlanta, GA
 866.939.2583

www.bluestreamservices.com

Blue-Stream Services... Home of the World's Largest Portable Cooling Towers